


521F with RELC pumphead



500 series close-coupled pumps

Features and benefits

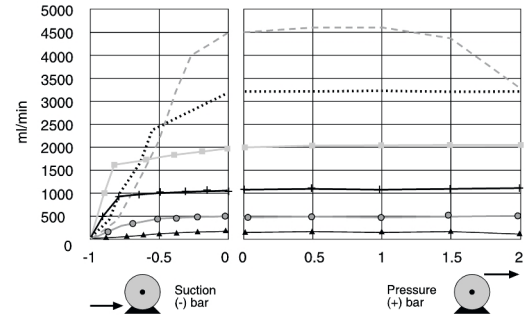
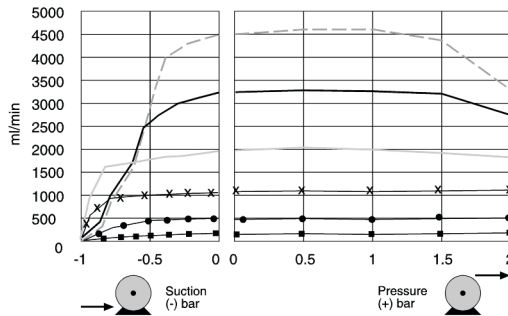
- Flow rates up to 4600 ml/min at 2 bar peak pressure with 520 LoadSure elements
- Pumphead features PPS (Polyphenylene Sulphide) track and rotor with stainless steel occlusion rollers to resist chemical attack and abrasive wear
- Heavy-duty pumphead construction with impact-proof safeguard
- Sprung rotor gently compresses tubing using large low friction rollers with sealed bearings, guaranteeing long tube life and accurate metering
- Fast and simple pumphead set-up using a clutched rotor for effortless element loading



521F with RELC pumphead performance

LoadSure® Element tubing flow rates (ml/min)				
Tube Material	Speed (rpm)	3.2mm	6.4mm	9.6mm
Pumpsil, Sta-Pure PCS, Sta-Pure PFL, Neoprene	60	110	420	950
	213	370	1500	3400
	275	450	1800	4100
	291	510	2000	4600
Marprene TL, Bioprene TL	60	100	400	910
	213	360	1400	3200
	275	430	1700	3900
	291	490	2000	4400

- 902.0096.024 CW
- 902.0080.024 CW
- 902.0064.024 CW
- x x x 902.0048.024 CW
- ● ● 902.0032.024 CW
- ■ ■ 902.0016.024 CW
- 902.0096.024 CCW
- 902.0080.024 CCW
- 902.0064.024 CCW
- 902.0048.024 CCW
- 902.0032.024 CCW
- 902.0016.024 CCW



Technical specifications

	521F with RELC pumphead
FlowRateRange	110 ml/min to 4600 ml/min
Max. operating pressure	30 psi (2 bar)
Fluid temperature	-4 °F to 175 °F (-20 °C to 80 °C)
Motor types	AC electric motor
Standards	CE
Ingress Protection	IP55
Noise	<70dBb(A) at 1m
Weight	22 - 33 lbs (10 - 15 kg)
Power supply	400V 50Hz 3 ph
Compatible tubing bore size	3.2, 6.4, 9.6 mm

<p>Table lists details for fixed speed pumps. For more detail on drive, AC motor and inverter options please contact your local Watson-Marlow Fluid Technology Solutions representative.</p>

<p>Fluid temperature values dependent on tubing material.</p>


Materials of construction

	521F with RELC pumphead
Drain port assembly	Hytrel, PP (polypropylene)
Fluid connectors	PP (polypropylene), PVDF
Seals	Neoprene

Information listed covers the complete range of fixed speed pumps.

For detailed specifications of individual models/components and other drive/pumphead options, refer to user manual or contact your local Watson-Marlow Fluid Technology Solutions representative.

521F with RELC pumphead dimensions



Control options

Pump drives	521F	521P
3 phase AC motor gearbox in 3 speed options	✓	
Industry standard motors	✓	✓
Four vane pneumatic motor with speed limiting		✓
Speed control ratio (with suitable equipment)	10:1	5:1
Reversible with suitable equipment	✓	✓
Optional baseplate mounting	✓	✓

Product codes

Pump and pumphead product codes						
Description				Partcode		
521F/RELC 60rpm pump				050.8122.EL0		
521F/RELC 213rpm pump				050.8152.EL0		
521F/RELC 291rpm pump				050.8172.EL0		
520RELC pumphead				053.1031.EL0		
Element product codes						
	Industrial LoadSure® elements, Quick-release PVDF connectors			Sanitary LoadSure® elements, 3/4 in Sanitary PVDF connectors		
	3.2mm	6.4mm	9.6mm	3.2mm	6.4mm	9.6mm
Marpene TL	902.0032.PFQ	902.0064.PFQ	902.0096.PFQ			
Pumpsil	913.A032.PFQ	913.A064.PFQ	913.A096.PFQ	913.A032.PFT	913.A064.PFT	913.A096.PFT
STA-PURE PFL	966.0032.PFQ	966.0064.PFQ	966.0096.PFQ	966.0032.PFT	966.0064.PFT	966.0096.PFT
Bioprene TL				933.0032.PFT	933.0064.PFT	933.0096.PFT
STA-PURE PCS				961.0032.PFT	961.0064.PFT	961.0096.PFT

Disclaimer: All flow rates shown were obtained pumping water at 20 °C (68 °F) with zero suction and delivery heads. Watson-Marlow, Pumpsil, PureWeld XL, Bioprene and Marprene are trademarks of Watson-Marlow Limited. Disclaimer: The information contained in this document is believed to be correct but Watson-Marlow Limited accepts no liability for any errors it contains, and reserves the right to alter specifications without notice. GORE and STA-PURE are trademarks of W. L. Gore & Associates. Please state the product code when ordering pumps and tubing.



wmfts.com/global
10 July 2025