


521F with REMC pumphead

500 series close-coupled pumps

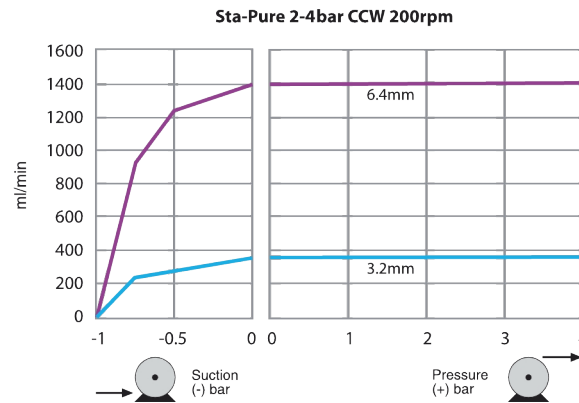
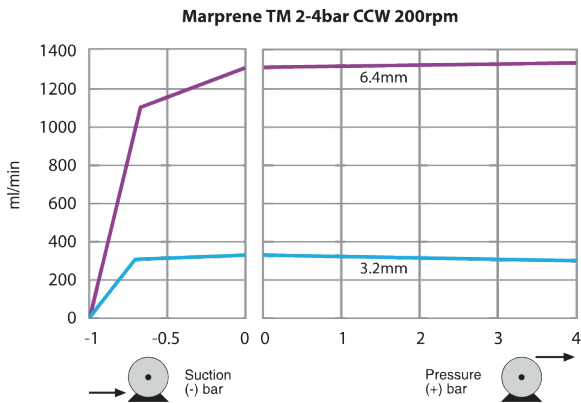
Features and benefits

- Flow rates up to 2000 ml/min at 4 bar peak pressure with 520 LoadSure elements
- Heavy-duty pumphead construction with impact-proof safeguard
- Sprung rotor gently compresses tubing using large low friction rollers with sealed bearings, guaranteeing long tube life and accurate metering
- Fast and simple pumphead set-up using a clutched rotor for effortless element loading



521F with REMC pumphead performance

| LoadSure® element tubing flow rates (ml/min) | | | |
|--|-------------|-------|-------|
| Tube material | Speed (rpm) | 3.2mm | 6.4mm |
| Marprene TM, Bioprene TM | 60 | 100 | 400 |
| | 213 | 360 | 1400 |
| | 291 | 490 | 2000 |
| Sta-Pure PCS, STA-PURE PFL | 60 | 110 | 420 |
| | 213 | 370 | 1500 |
| | 291 | 510 | 2000 |



To achieve 4 bar pressure the pump must rotate counter-clockwise

Technical specifications

| | 521F with REMC pumphead |
|-----------------------------|-----------------------------------|
| Flow rate range | 100 ml/min to 2000 ml/min |
| Max. operating pressure | 4 bar (60 psi) |
| Fluid temperature | -20 °C to 80 °C (-4 °F to 175 °F) |
| Motor types | AC electric motor |
| Standards | CE |
| Ingress Protection | IP55 |
| Noise | <70dBb(A) at 1m |
| Weight | 10 - 15 kg (22 - 33 lbs) |
| Power supply | 400 V 50 Hz 3 ph |
| Compatible tubing bore size | 3.2, 6.4 mm |

Table lists details for fixed speed pumps. For more detail on drive, AC motor and inverter options please contact your local Watson-Marlow Fluid Technology Solutions representative.


Materials of construction

| | 521F with REMC pumphead |
|---------------------|----------------------------|
| Drain port assembly | Hytrel, PP (polypropylene) |
| Fluid connectors | PP (polypropylene), PVDF |
| Seals | Neoprene |

Information listed covers the complete range of fixed speed pumps.

For detailed specifications of individual models/components and other drive/pumphead options, refer to user manual or contact your local Watson-Marlow Fluid Technology Solutions representative.

521F with REMC pumphead dimensions



Control options

| Pump drives | 521F |
|---|------|
| Three phase AC motor gearbox in three speed options | ✓ |
| Industry standard motors | ✓ |
| Speed control ratio (with suitable equipment) | 10:1 |
| Reversible with suitable equipment | ✓ |
| Optional baseplate mounting | ✓ |

Product codes

| Pump and pumphead product codes | | | | |
|---------------------------------|--|--------------|--|--------------|
| Description | Partcode | | | |
| 521F/REMC 60rpm pump | 050.8122.EM0 | | | |
| 521F/REMC 213rpm pump | 050.8152.EM0 | | | |
| 521F/REMC 291rpm pump | 050.8172.EM0 | | | |
| 520REMC pumphead | 053.1031.EM0 | | | |
| Element product codes | | | | |
| | Industrial LoadSure® elements, Quick-release PVDF connectors | | Sanitary LoadSure® elements, 3/4 in Sanitary PVDF connectors | |
| | 3.2mm | 6.4mm | 3.2mm | 6.4mm |
| Marprene TM | 902.P032.PFQ | 902.P064.PFQ | | |
| STA-PURE PFL | 966.M032.PFQ | 966.M064.PFQ | 966.M032.PFT | 966.M064.PFT |
| Bioprene TM | | | 933.P032.PFT | 933.P064.PFT |
| Sta-Pure PCS | | | 961.M032.PFT | 961.M064.PFT |

Disclaimer: All flow rates shown were obtained pumping water at 20 °C (68 °F) with zero suction and delivery heads. Watson-Marlow, Pumpsil, PureWeld XL, Bioprene and Marprene are trademarks of Watson-Marlow Limited. Disclaimer: The information contained in this document is believed to be correct but Watson-Marlow Limited accepts no liability for any errors it contains, and reserves the right to alter specifications without notice. GORE and STA-PURE are trademarks of W. L. Gore & Associates. Please state the product code when ordering pumps and tubing.



wmfts.com/global
10 July 2025