


# 521F with R2C pumphead



500 series close-coupled pumps

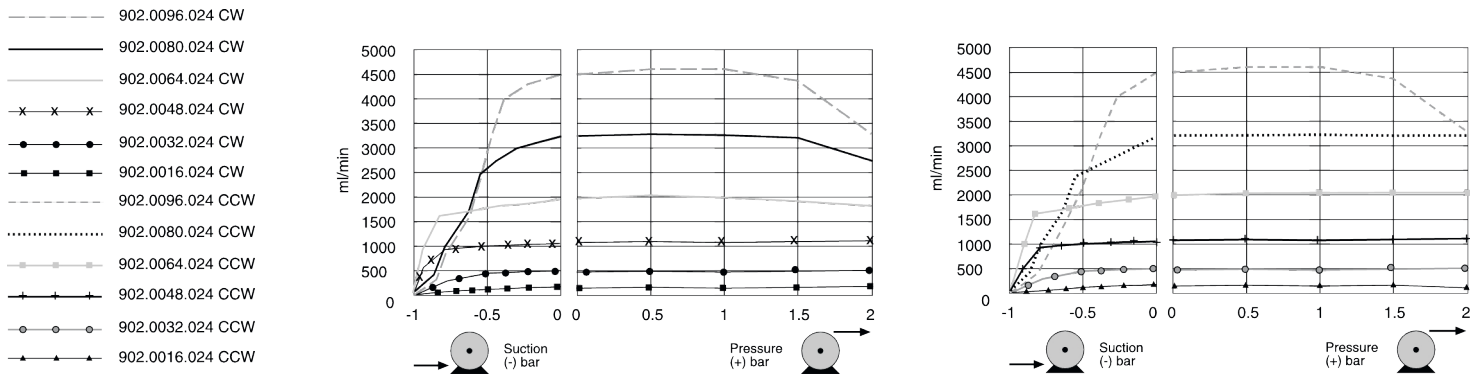
## Features and benefits

- Flow rates up to 4600 ml/min and peak pressure up to 2 bar
- Heavy-duty pumphead construction with impact-proof safeguard
- Sprung rotor gently compresses tubing using large low friction rollers with sealed bearings, guaranteeing long tube life and accurate metering
- Fast and simple pumphead set-up using a clutched rotor



## 521F with R2C pumphead performance

Tube bore and flow rates (ml/min)							
Tube Material	Speed (rpm)	1.6mm	3.2mm	4.8mm	6.4mm	8.0mm	9.6mm
Neoprene, Sta-Pure, Chem-Sure, Tygon, Platinum-cured silicone	60	26	110	240	420	660	950
	213	94	370	840	1500	2300	3400
	291	130	510	1200	2000	3200	4600
Marprene/Bioprene TL	60	25	100	230	400	630	910
	213	89	360	810	1400	2200	3200
	291	120	490	1100	2000	3100	4400



## Technical specifications

	521F with R2C pumphead
Flow rate range	2.6 ml/min to 4600 ml/min
Flow rate range	0.04 USGPH to 73 USGPH
Max. operating pressure	2 bar (30 psi)
Fluid temperature	-20 °C to 80 °C (-4 °F to 175 °F)
Motor types	AC electric motor
Standards	CE
Ingress Protection	IP55
Noise	<70dBb(A) at 1m
Weight	10 - 15 kg (22 - 33 lbs)
Power supply	400 V 50 Hz 3 ph
Compatible tubing bore size	0.5, 0.8, 1.6, 3.2, 4.8, 6.4, 8, 9.6 mm
Compatible tubing wall thickness	2.4 mm

Table lists details for fixed speed pumps. For more detail on drive, AC motor and inverter options please contact your local Watson-Marlow Fluid Technology Solutions representative.


## Materials of construction

	521F with R2C pumphead
Bearings	Stainless steel
Gearbox	Cast iron
Guide roller assembly	Stainless steel
Motor	Aluminium
Mounting plate assembly	Aluminium
Pumphead guard	Polycarbonate (PC)
Pumphead rotor assembly	Polyphenylene sulphide (PPS), Stainless steel 316
Pumphead track	Glass filled PPS (polyphenylene sulphide)

Information listed covers the complete range of fixed speed pumps.

For detailed specifications of individual models/components and other drive/pumphead options, refer to user manual or contact your local Watson-Marlow Fluid Technology Solutions representative.

## 521F with R2C pumphead dimensions



## Product codes

Pump and pumphead product codes					
Description	Partcode				
521F/R2C 60rpm pump	050.8122.2L0				
521F/R2C 213rpm pump	050.8152.2L0				
521F/R2C 291rpm pump	050.8172.2L0				
520R2C pumphead	053.1031.2L0				
Tubing product codes					
Tubing bore/wall (mm)	Bioprene	Marprene	Platinum Silicone	STA-PURE•Series PCS	STA-PURE•Series PFL
1.6 / 2.4	933.0016.024	902.0016.024	913.A016.024	961.0016.024	966.0016.024
3.2 / 2.4	933.0032.024	902.0032.024	913.A032.024	961.0032.024	966.0032.024
4.8 / 2.4	933.0048.024	902.0048.024	913.A048.024	961.0048.024	966.0048.024
6.4 / 2.4	933.0064.024	902.0064.024	913.A064.024	961.0064.024	966.0064.024
8.0 / 2.4	933.0080.024	902.0080.024	913.A080.024	961.0080.024	966.0080.024
9.6 / 2.4	933.0096.024	902.0096.024	913.A096.024		

Disclaimer: All flow rates shown were obtained pumping water at 20 °C (68 °F) with zero suction and delivery heads. Watson-Marlow, Pumpsil, PureWeld XL, Bioprene and Marprene are trademarks of Watson-Marlow Limited. Disclaimer: The information contained in this document is believed to be correct but Watson-Marlow Limited accepts no liability for any errors it contains, and reserves the right to alter specifications without notice. GORE and STA-PURE are trademarks of W. L. Gore & Associates. Please state the product code when ordering pumps and tubing.



wmfts.com/global  
10 July 2025